



Hot sizzling summer reminds us of the time,

To break free and bask in the warm sunshine.

There's a burst of activities without minding the scorching heat,

When friends are making merry and relishing the ice cream treat.

So blend enjoyment with learning and introspection,

To fetch glory and attain perfection.

"Intelligence is the ability to adapt"

Knowledge is power and to impart it righteously to our children, we have carefully and meticulously designed the Summer Break Assignment. It aims to create a spirit of enquiry, creativity and sensibility among the learners. It is vital to enable our learners to foster an outlook that helps them explore, discover and rediscover. Summer vacation is the best and fruitful time for learning and nurturing creativity. A variety of fun-filled activities and worksheets are given to be attempted during summer break. The major emphasis is laid on "**Learning by doing**".

Attempt the assignments neatly and beautify them by providing required illustrations. Summer vacation is the time to learn and enjoy. So spend these holidays creating a nurturing and stimulating environment filled with fun, frolic and learning.

Have an enjoyable Summer Break!

Will meet again on 1st July, 2023.

Class 1st
Subject-English
Worksheet-I




A. Write your name in the coloured boxes.

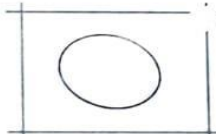
B. Colour the following alphabet:

GRAMMAR

One




Dog




Egg



Apple








Flower



Pencil

More than one



Worksheet -2

Arrange the words in **alphabetical order**.

bed	ant	man	cup
_____	_____	_____	_____
egg	rat	sun	pot
_____	_____	_____	_____
mat	wet	hut	tub
_____	_____	_____	_____
jug	wag	yak	gum
_____	_____	_____	_____



Look at the picture, write down the nouns that you see in the picture. Now write down their masculine (M) and feminine (F) Gender.



Nouns Names

Masculine

Feminine

.....

.....

.....

Fill in the blanks with 'was' and 'were'.

1. They planting trees.
2. I playing cricket.
3. We building a tree house.
4. I absent yesterday.
5. It raining in the morning.
6. You not at home yesterday.
7. He wearing a blue shirt yesterday.
8. The crow thirsty.
9. The child not hungry.
10. The teacher very angry.



A. Fill in the blanks with a or an.



1. _____ table



2. _____ flower pot



3. _____ engine



4. _____ bee



5. _____ ice cream



6. _____ snake



7. _____ eagle



8. _____ rainbow



9. _____ ant

Activities

Roll No.1 to 16- (activity 1 and 2)

- 1. Make a wall Hanging on Naming words**
- 2. Make a list of different types of Swings in the park on A4 size sheet.**

Roll No. 17-32 (activity 3 and 4)

- 3. Make a Teddy bear on A4 size sheet and colour it beautifully.**
- 4. Paste a picture of your grandfather in Scrap book and write 10 lines about it.**

NOTE:-

- 1. Do the given worksheets in your holiday's homework notebook.**
- 2. Do the given activities according to your roll no.**
- 3. Learn all the work done in the notebook.**
- 4. Write questions answers of lesson 1 and 2 in holiday's homework notebook.**
- 5. Do page up to 25 in English writing book.**

नीचे दिखाए चित्रों में एक या अनेक लिखिए ।



सूरज
एक



बच्चे
.....



घर
.....



आदमी
.....



गुब्बारे
.....



गाएँ
.....



तितलियाँ
.....



फूल
.....

गिनती करो और खाली स्थानों में संख्या लिखो -



..... केले



..... टॉर्च



..... टमाटर

कार्यपत्रक-2


दिए गए चित्रों में से प्राणी, वस्तु तथा स्थान को छाँटकर
अलग-अलग लिखें।



तोता



खिलौना



जंगल



दादाजी



इंडिया गेट



थर्मस



लड़का



मंदिर



घड़ी

व्यक्ति

वस्तु

स्थान

नीचे दिए गए शब्दों में से स्त्रीलिंग व पुल्लिंग शब्द छाँटिए-

नानी माता दास सेठ बंदर मोर गायिका धोबिन



स्त्रीलिंग

.....

.....

.....

.....

पुल्लिंग

.....

.....

.....

.....



अपने परिवार के एक स्त्रीलिंग व एक पुल्लिंग सदस्य की फ़ोटो चिपकाकर उनके नाम लिखिए-

स्त्रीलिंग

नाम

पुल्लिंग


नाम

कार्यपत्रक - 3

चित्र और उसका गुण बताने वाले शब्दों का मेल बनाकर लिखिए-

लाल
लंबी
तीखी

+



=


..... लाल मिर्च

.....

.....

पीला
सुंदर
ताजा

+



=


.....

.....

.....

सुंदर
छोटी
प्यारी

+



=

.....

.....

.....

शब्द सीढ़ी बनाइए।

किताब

बगुला

नल

ल

जग

ग

पानी

नी

कमल

ल

घर

र

गतिविधियां :-

- 1) कक्षा में करवाई गई मात्राओं पाँच-पाँच चित्र स्क्रेप बुक में चिपकाओ।
- 2) नकली फूलों की एक गुलदस्ता बनाओ।
- 3) पाँच-पाँच फलों व सब्जियों के चित्र स्क्रेप बुक में चिपकाओ।
- 4) तितली का चित्र बनाकर उसे सजाओ।
- 5) A4 शीट पर उपवन का चित्र चिपकाओ व उसके ऊपर पाँच वाक्य लिखो।
- 6) 'सावन-तीज कात्योहार' विषय पर एक कविता A4 शीट पर लिखो व उसे याद करो।
- 7) हिन्दी सलेखनी किताब के पृष्ठ न 1-25 करो।

नोट:-

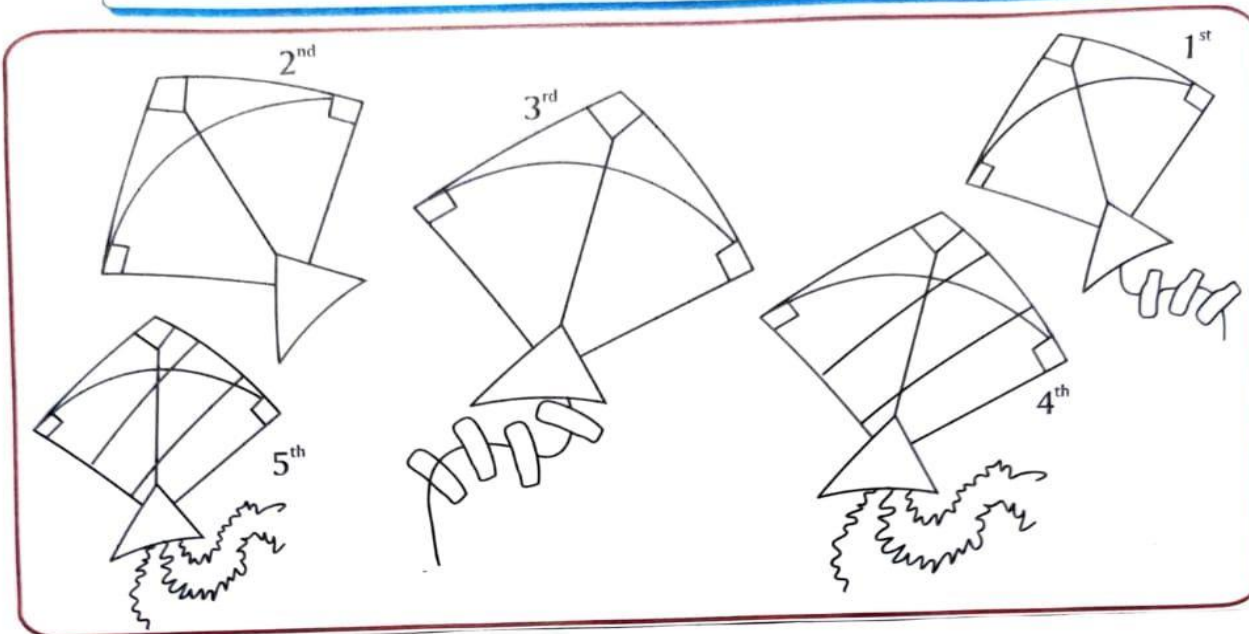
- ✓दी गई गतिविधियों में से अपनी पसंद की कोई दो गतिविधियां कीजिये
- ✓उत्तरपुस्तिका में करवाया गया सारा कार्य याद करो।
- ✓पाठ-आकाशराधा, चिड़िया आई-तितली आई, का पठन करो व प्रश्न उत्तर ग्रीष्मावकाश उत्तरपुस्तिका में लिखो।

Subject-Maths

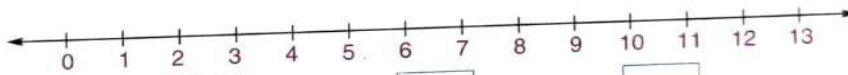
Worksheet - I

There are 5 kites in the sky. Colour these to make them look beautiful.
Pick up your crayons and start.

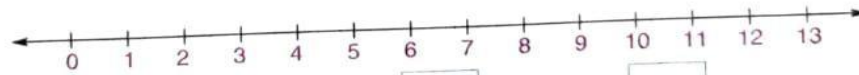
Colour the :		
2 nd kite green.	5 th kite blue.	1 st kite red.
3 rd kite sky blue.	4 th kite pink.	



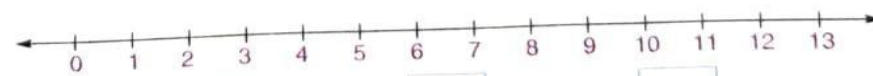
Add with the help of number line :



$$\boxed{6} + \boxed{3} = \boxed{}$$







$$\boxed{3} + \boxed{8} = \boxed{}$$




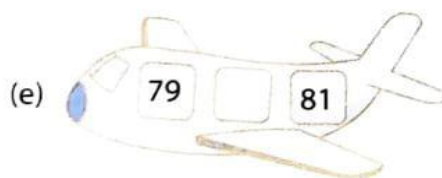

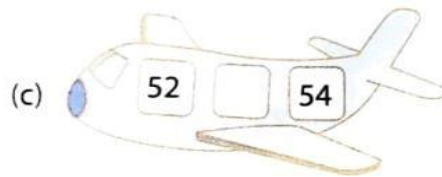
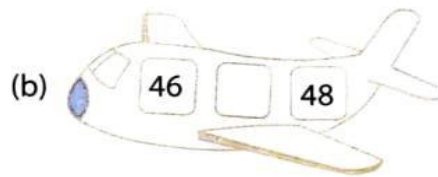

$$\boxed{8} + \boxed{4} = \boxed{}$$

Worksheet - 2

Fill in the boxes with numbers **before** and **after**.



Fill in the boxes with numbers **in between**.



Add :

$$\begin{array}{r} 22 \\ + 41 \\ \hline \end{array}$$

63

$$\begin{array}{r} 21 \\ + 27 \\ \hline \end{array}$$

□

$$\begin{array}{r} 34 \\ + 35 \\ \hline \end{array}$$

□

$$\begin{array}{r} 54 \\ + 23 \\ \hline \end{array}$$

□

$$\begin{array}{r} 53 \\ + 24 \\ \hline \end{array}$$

□

$$\begin{array}{r} 52 \\ + 20 \\ \hline \end{array}$$

□

$$\begin{array}{r} 46 \\ + 23 \\ \hline \end{array}$$

□

$$\begin{array}{r} 26 \\ + 73 \\ \hline \end{array}$$

□

$$\begin{array}{r} 51 \\ + 34 \\ \hline \end{array}$$

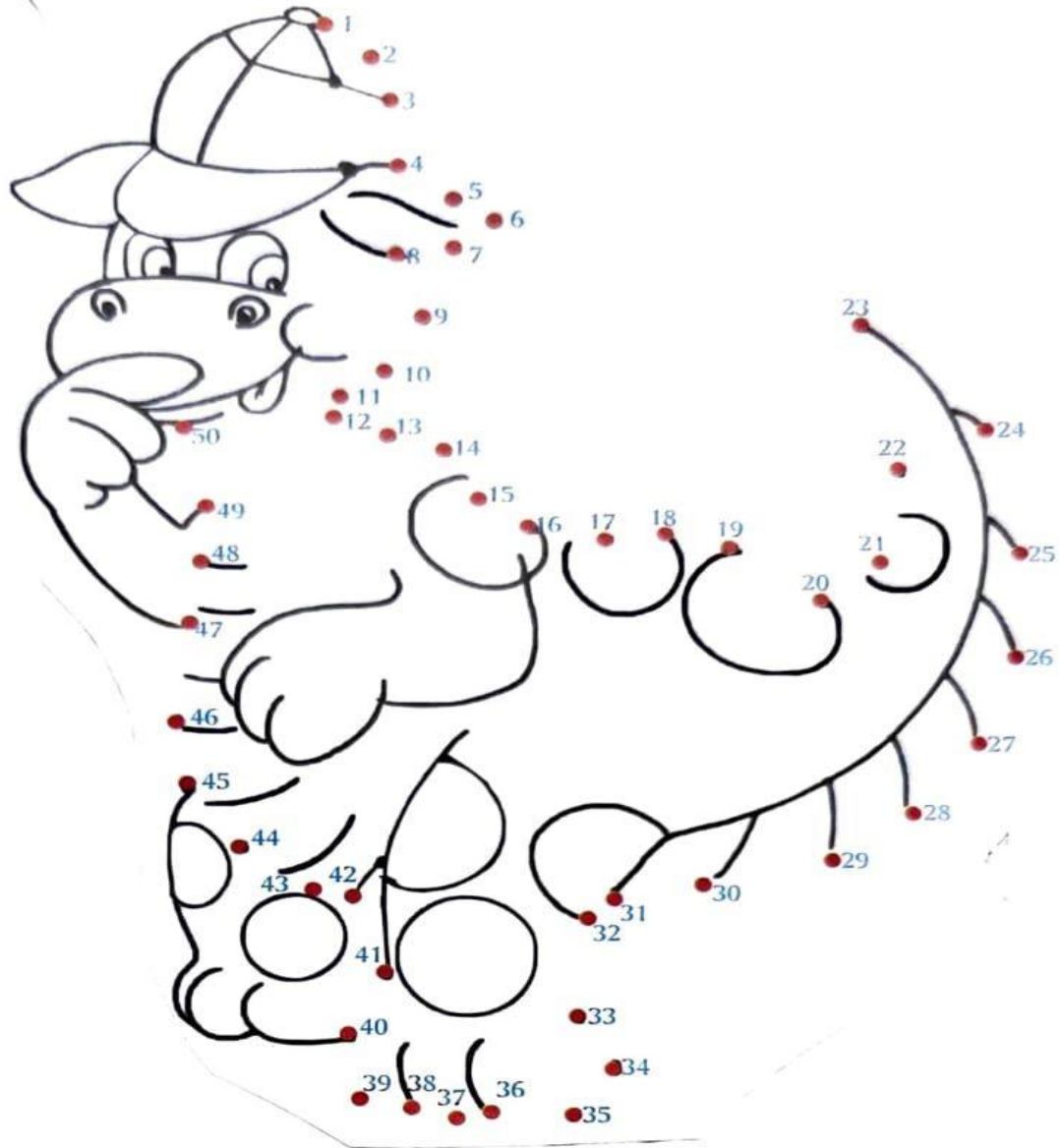
□

$$\begin{array}{r} 45 \\ + 34 \\ \hline \end{array}$$

□

WORKSHEET-3

Join the dots and complete the picture and colour it :



Arrange the following numbers in ascending order:

(a) 193, 191, 139

(b) 262, 886, 858

(c) 656, 563, 538, 696

(d) 479, 404, 565, 790

(e) 897, 776, 846, 857

(f) 949, 823, 982, 944

(g) 376, 137, 564, 678

(h) 562, 993, 665, 682

(i) 179, 719, 397, 591

(j) 687, 867, 678, 768

Activities

Month- Roll No.1-16 (activity 1 and 2)

- 1. Make a hand print of you and your mother in a scrap book and compare which hand print is bigger or smaller.**
- 2. Draw four fruits on A4 size sheet out of which three are same and one is different circle the odd one out.**

Month- Roll No. 17-32 (activity 3 and 4)

- 3. Make a beautiful chart on tables (2to5).**
- 4. With the help of match sticks show some sums of addition in scrap book.**

Note: -

- 1. Do the given activities according to your Roll No.**
- 2. Complete unit 1 and 6 in book.**
- 3. Learn and write tables 2 to 5.**
- 4. Do 5 sums addition and subtraction in your note book.**

Do the given worksheets in 3 in one notebook.

Subject-E.V.S
Worksheet- 1

EVS HOLIDAY HOMEWORK

NAME: _____ CLASS: I- _____ DATE: _____

“THEY HELP ME A LOT”




- I can _____ and _____ with my nose.
- I can _____ and _____ with my hands.
- I can _____ and _____ with my mouth.
- I can _____ and _____ with my eyes.
- I can _____ and _____ my ears.

HELP BOX

write	smell	see	pierce	breathe
clap	speak	hear	wink	eat

Worksheet- 2

A. Write the names of the parts of body in the blank boxes.
Choose words from the help box:




Help Box

toes hand arm head cheek mouth
ear foot neck finger leg eye forehead




WORKSHEET-3

All living things grow.




A little plant grows into a big plant.



A chick grows into a hen.

Write (T) for True and (F) for False statements :

1. After two years, you shall outgrow your clothes and shoes.
2. After five years, you will grow smaller.
3. A boy grows into a man.
4. You learn new things as you grow up.
5. A girl grows into a woman.



Think and Write :

In the boxes given below, list three things that grow and three things that do not grow.

Grow

.....

.....

.....

Do not Grow

.....

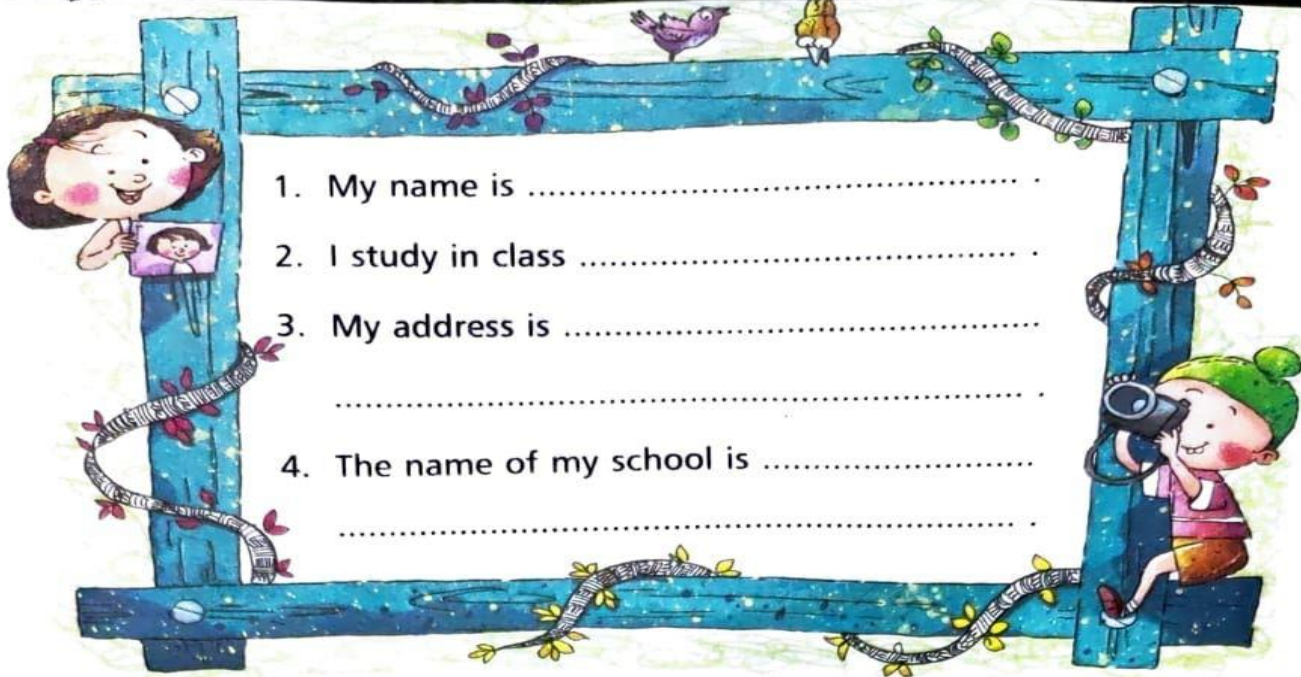
.....

.....

Look at the pictures given below and fill in the missing letters :



WORKSHEET-4



1. My name is

2. I study in class

3. My address is

4. The name of my school is

Name the sense organ you will use for the following.



.....



.....



.....

Look at the pictures below and put a (X) for the activities that can harm you. Put a (✓) for the activities that are not harmful.



Activities:-

Month- Roll No. 1-16(activity 1 and 2)

- 1) Plant a seed into a small pot and observe the growth of seedling.**
- 2) Make a chart on our five sense organs.**


Month- Roll No. 17-32(activity 3 and 4)

- 3) Take hand impressions of your family members on a chart paper and write your relation with them.**
- 4) Paste 5 pictures of your favourite food items in a scrap book.**

✓ IMPORTANT TO NOTE:-

- 1. Do the given activities according to your Roll No.**
- 2. Learn all the work done in the notebook and book Exercise.**
- 3. Write Short questions answers of lesson 1 to 3 in holiday's homework notebook.**
- 4. Do the given worksheets in your holidays homework notebook.**

Help Lucy to know the names of these fruits. Colour these fruits using their original colours.



FACT Finder

Water-melon is a summer fruit. It keeps us cool.





We watch many things in the sky. These things appear at night and some things can be seen during day time.


Read the clues and guess what there are.

1. It appears at night.

It changes its shape everyday.



- 2.




It gives us heat and light.

It rises in the morning and sets in the evening.

3. They twinkle in the sky at night.

They are far away from the sky.



- 4.




They fly in the sky in many shapes.

It rains due to them.

5. It appears after rain.

There are seven colours in it.



Find Out

What is 15 thousand crore km away from our earth?

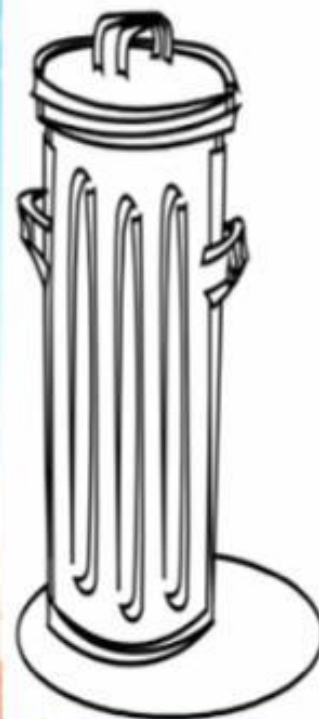
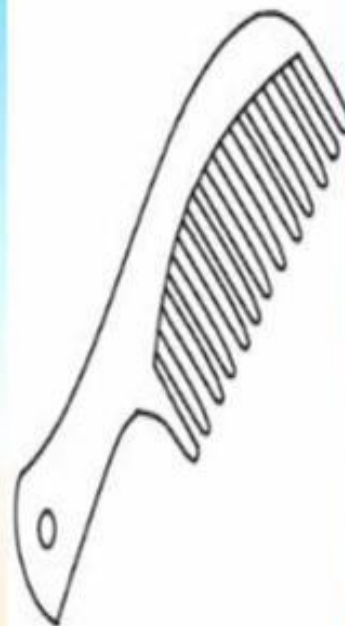
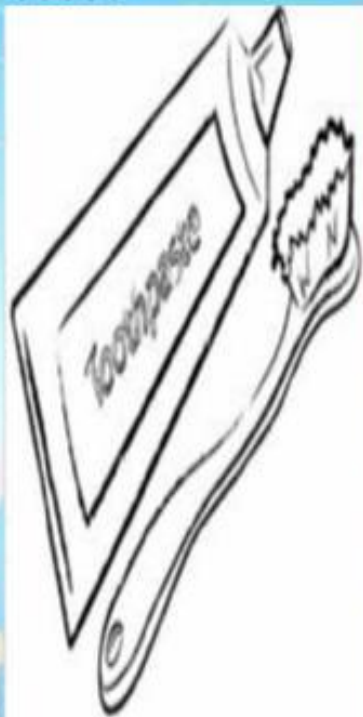


FACT Finder

A cloud is warmer than the air. This is why clouds appear floating in the sky.

MY CLEANING HELPERS

Colour the pictures **red** that help you to keep your body clean and **blue** for those that help you keeping your room clean:



Activities:-1). Make a model on any one national symbol.

2). Paste some pictures of leaders of India.

Do any one activity according to your choice.

Note: - learn lesson 1 to 5 of your GK book.

Subject- Computer

* Learn & write the given worksheet and paste it in your computer's notebook.

* Learn Chapter-1 and 2 for July UT.

A. Fill in the blanks-

1. A _____ helps in drawing pictures.
2. We use computer to write _____.
3. Computer are used in schools for _____.
4. We can play _____ with the help of computer.
5. Computer are used in school library for keeping _____.

B. True or False-

1. Computer works on electricity.
2. Computer does not make mistakes.
3. Computer gets very tired.
4. Computer works very slow.
5. Computer is a machine.

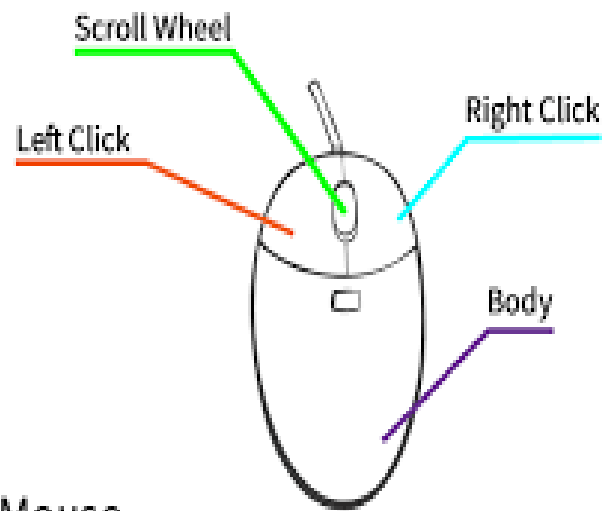
C. Arrange the jumbled letters.

1. A computer is used at _____ **SCHLOO**
2. A computer is used at _____ **ARIPROT**
3. A computer is used at _____ **OFFCIE**
4. A computer is used as _____ **HOSTPAIL**
5. I help you to call _____ **TLEHPONE**
6. I make your work easy _____ **MCHINE**
7. I show you the time _____ **WTCAH**
8. I help you to travel _____ **TARIN**

D. Answer the following.

1. Name any two machines.
2. Name a machine that runs on fuel.
3. Write the names of any two natural- things.
4. Name a machine that works on human power.

E. Colour the picture of mouse and learn the names of its parts.



The Mouse

DRAWING

*Do page no.18,21,22,25,28,and 33 in book.

*Do practice of Cherry and flowers.

Abacus

Do page no.22 to 24 & 26 in Book A by using Abacus Tool.

July UT- Syllabus (2023-24)

English:-(Reader) Lesson- 2 and 3 full (Word-Meaning,Rhyming words,Frame sentence, Q/Ans and exercise)

Grammar:-Change the gender,Articles ,Noun ,and was/were .

हिंदी:- (पाठ्य पुस्तक) पाठ -2,3 पूरा शब्दार्थ ,वाक्य बनाओ , प्रश्न उत्तर और अभ्यास ।

व्याकरण- लिंग बदलो, संज्ञा और विलोम शब्द

Maths:-Number Names (151-200), counting (601-700),unit-2 (Addition) ,unit-3(subtraction)

Tables :- 4 and 5

EVS:- Lesson- 3,4 and 5 full with exercise

computer:- Lesson—1 and 2 full with exercise.

G.K.:- Ch 6,7,8,9 and 10