



Hot sizzling summer reminds us of the time,

To break free and bask in the warm sunshine.

There's a burst of activities without minding the scorching heat,

When friends are making merry and relishing the ice cream treat.

So blend enjoyment with learning and introspection,

To fetch glory and attain perfection.

"Intelligence is the ability to adapt"

Knowledge is power and to impart it righteously to our children, we have carefully and meticulously designed the Summer Break Assignment. It aims to create a spirit of enquiry, creativity and sensibility among the learners. It is vital to enable our learners to foster an outlook that helps them explore, discover and rediscover. Summer vacation is the best and fruitful time for learning and nurturing creativity. A variety of fun-filled activities and worksheets are given to be attempted during summer break. The major emphasis is laid on "Learning by doing".

Attempt the assignments neatly and beautify them by providing required illustrations. Summer vacation is the time to learn and enjoy. So spend these holidays creating a nurturing and stimulating environment filled with fun, frolic and learning.

Have an enjoyable Summer Break!

Will meet again on 1st July, 2023.

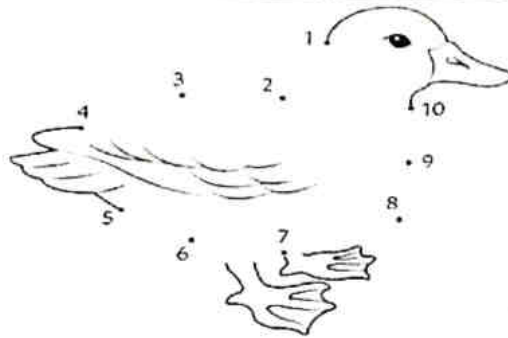
Holidays Home Work (Class-2nd)

SUBJECT-ENGLISH

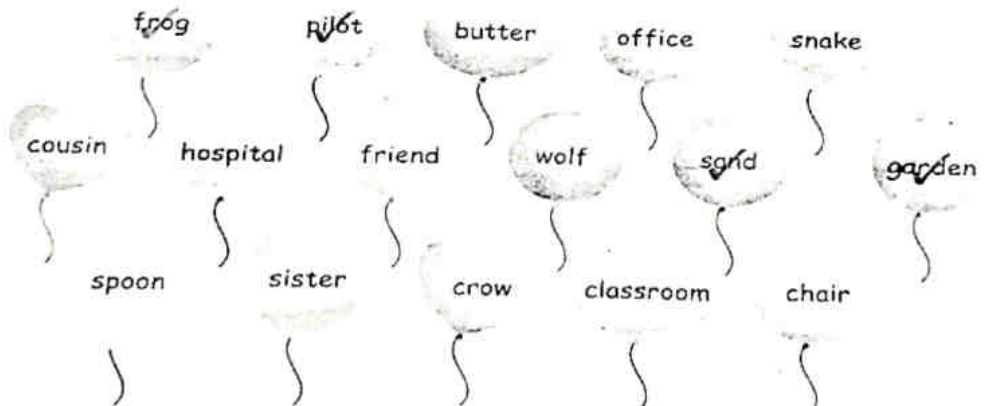
Do all the activities according to the roll no.

Do all the written work in 3-in-1 notebook

* Join the dots and colour it beautifully



















(Ex. A) Write these common nouns in the proper groups given below :








Persons	Places	Animals & birds	Things
pilot	garden	frog	sand

(Ex. B) ▶ Make the given words plural :

1			2		
	star	stars		broom	
3			4		
	telephone			banana	
5			6		
	umbrella			carrot	
7			8		
	nurse			hut	

(Ex. C) ▶ Circle the word with the correct spelling :

1.	lion	lione	loine	
2.	balloon	baloon	ballon	
3.	frends	freinds	friends	
4.	storng	strong	stronge	
5.	bilding	bulding	building	

D What are the children saying? Rearrange the words to make sentences.




E Fill in the correct he-group or she-group word for the underlined word in each sentence.

1. My aunt and _____ gave me a gift. (sister/uncle)
2. The peacock and the _____ are dancing in the rain. (pigeon/peahen)
3. Mr Mittal has a son and a _____. (mother/daughter)
4. Mr and Mrs Sharma are _____ and wife. (husband/brother)

F Tick the correct question word.

1. (What/When) will the bus arrive?
2. (Why/What) is your favourite food?
3. (Where/Who) are you going?
4. (When/Who) is the fastest runner in the class?
5. (Why/What) did the tortoise win the race?



Activities:-

Roll no- 1 to 10

1. Make a colourful picture of a train on a chart.
2. Make a sign board of your city with yellow base on a cardboard.

Roll no - 11 to 20(Activity 3,4)

3. Make a picture of your favourite pet on a drawing sheet and colour it beautifully.
4. Paste picture of indoor and outdoor games in scrap book.

Roll no- 21 to 32(Activity 5,6)

5. Make a model of any one thing you see in the sky during day and at night .
6. Make a cloud on drawing sheet and paste cotton on it.

*** Learn all the work done in notebook.


*** Write Q/Ans of lesson 3 and 4 in holiday H.W note book.

*** Do pages up to 30 in writing book.

आइए कुछ करें।

1. जो भी खिलौना आपको अच्छा लगता है, उसका नाम लिखकर चित्र बनाइए, और उसमें रंग भरिए।

2. शब्द के आखिरी अक्षर से नया शब्द बनाइए और आगे बढ़ते जाइए।



3. सोचिए, गिनिए और हिंदी के अंकों में लिखिए।

(क) आपके घर में कितने लोग रहते हैं?

(ख) आपके हाथों में कितनी उँगलियाँ हैं?

(ग) आपके नाम में कितने अक्षर हैं?

(घ) आपके घर में कितनी कुर्सियाँ हैं?

4. चित्र देखकर सही वचन वाले दिये में गग भगिए।



चुहा

चुह

चुहाएँ

चुह



किताब

किताब

किताबाएँ

किताब

(ग)



माला

माले

मालाएँ

माले

(घ)



चुहियाँ

चुहिया

चुहिए

चुहिएँ

(ङ)



कटोरी

कटोरीयाँ

कटोरियाँ

कटोरीं

5. इन अंकों को हिंदी के अंकों और शब्दों में लिखिए।

(क)

7

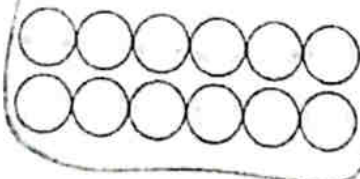




(ख)

12





(ग)

10





(घ)

14






(ङ)

17





(च)

3





(कक्षा - दूसरी) विषय = हिंदी
ग्रीष्मावकाश कार्य

* गतिविधियाँ

- 1) चार्ट पेपर पर कैक का चित्र बनाकर उसमें रंग भरों। (रोल नं० 1-10)
- 2) अपने मित्र का जन्मदिन पर देने के लिए एक कार्ड बनाओ।
(रोल नं० = 11-20)
- 3) घर का सजाने के लिए रंग-बिरंगी बेकार चीजों से सुंदर घड़ी तैयार करो। (रोल नं० = 21-33)
- 4) बंदर और कछुए के लिए आईसक्रीम स्टिक से सुंदर सा घर बनाओ। (रोल नं० = 1-10)
- 5) चार्ट पेपर से बंदर का मुखौटा बनाओ। (रोल नं० = 11-20)
- 6) स्क्रेप बुक पर पैड़ का चित्र बनाकर उसके पाँच फायदे लिखो।
(रोल नं० 21-33)

* पाठ = 2 से 5 के प्रश्न उत्तर अपनी ग्रीष्मावकाश कार्य उत्तर पुस्तिका में लिखो।

* उत्तर पुस्तिका में करवाया गया सारा कार्य याद करो।

* सुलेख पुस्तिका (सुमेध हिन्दी लेखन) में पेज नं० = 30 तक सुलेख लिखो।

A Fill in the blanks.

- (a) The place value of 8 in 382 is _____.
- (b) The number 806 is _____ than 916.
- (c) The short form of $500 + 20 + 1$ is _____.
- (d) The face value of 6 in 617 is _____.
- (e) The numbers 296, 299, 341, 423 are in _____ order.
- (f) The number name for 937 is _____.
- (g) The greatest 3-digit number formed with 3, 7 and 5 is _____.

B Write True or False.

- (a) 728 is less than 725.
- (b) The place value of 5 in 507 is 500.
- (c) The expanded form of 651 is $600 + 50 + 1$.
- (d) The face value of 7 in 375 is 70.
- (e) The numbers 301, 300, 296, 201 are in ascending order.
- (f) 329 is the smallest 3-digit number formed with the digits 9, 3 and 2.

C Add the numbers.

(a) $27 + 43$

T	O

+

(b) $7 + 15$

T	O

+

(c) $34 + 48$

T	O

+

(d) $19 + 8$

T	O

+

(e) $396 + 25$

(f) $48 + 267$

(g) $476 + 319$

D Write in expanded form. Also write the number names.

(a) $129 = \quad + \quad +$

(b) $186 = \quad + \quad +$

(c) $307 = \quad + \quad +$

(d) $684 = \quad + \quad +$

E Fill in the blank boxes.

(a) $732 = \quad$ hundreds $+$ \quad tens $+$ \quad ones

(b) $516 = \quad$ hundreds $+$ \quad ten $+$ \quad ones

(c) $\quad = 8$ hundreds $+$ 4 tens $+$ 0 ones

(d) $\quad = 9$ hundreds $+$ 0 tens $+$ 7 ones

F Arrange in ascending order.

(a) 301, 298, 442, 332

--	--	--	--

(b) 768, 760, 762, 765

--	--	--	--

(c) 549, 560, 517, 599

--	--	--	--

(d) 810, 832, 715, 428

--	--	--	--

(e) 499, 491, 496, 494

--	--	--	--

G Arrange in descending order.

(a) 518, 609, 204, 722

--	--	--	--

(b) 391, 398, 390, 396

--	--	--	--

(c) 987, 897, 978, 798

--	--	--	--

(d) 263, 236, 623, 362


--	--	--	--

(e) 714, 417, 741, 471

--	--	--	--






H Multiply the numbers. Write the product.

- $10 \times 3 =$ _____
 $10 \times 2 =$ _____
 $7 \times 4 =$ _____
 $9 \times 9 =$ _____
 $9 \times 7 =$ _____
 $6 \times 4 =$ _____




- $7 \times 7 =$ _____
 $6 \times 8 =$ _____
 $10 \times 9 =$ _____
 $10 \times 5 =$ _____
 $4 \times 9 =$ _____
 $5 \times 6 =$ _____

I Write even or odd by pairing.

- (a)  = 6 shoes even
 (b)  = _____ flowers _____
 (c)  = _____ apples _____
 (d)  = _____ watches _____
 (e)  = _____ burgers _____

J Write the position of each child in the spoon race held at school.

- Manav
 Kajal
 Parth
 Devesh
 Ranu



K Solve the following.

$$\begin{array}{r} \text{H} \quad \text{T} \quad \text{O} \\ 4 \quad 2 \quad 2 \\ - 1 \quad 5 \quad 3 \\ \hline \end{array}$$

$$\begin{array}{r} \text{H} \quad \text{T} \quad \text{O} \\ 4 \quad 1 \quad 5 \\ - 2 \quad 3 \quad 7 \\ \hline \end{array}$$

$$\begin{array}{r} \text{H} \quad \text{T} \quad \text{O} \\ 5 \quad 2 \quad 3 \\ - 2 \quad 1 \quad 9 \\ \hline \end{array}$$

$$\begin{array}{r} \text{H} \quad \text{T} \quad \text{O} \\ 7 \quad 8 \quad 1 \\ - 4 \quad 6 \quad 4 \\ \hline \end{array}$$

$$\begin{array}{r} \text{H} \quad \text{T} \quad \text{O} \\ 6 \quad 4 \quad 0 \\ - 3 \quad 2 \quad 5 \\ \hline \end{array}$$

$$\begin{array}{r} \text{H} \quad \text{T} \quad \text{O} \\ 8 \quad 3 \quad 6 \\ - 5 \quad 2 \quad 9 \\ \hline \end{array}$$

L In a cricket match, team A scored 195 runs, team B scored 264 runs and team C scored 207 runs. How many runs were scored in all?

Team A

Team B

Team C

Total runs

$$\begin{array}{r} \text{H} \quad \text{T} \quad \text{O} \\ \\ + \\ \hline \\ \hline \end{array}$$



Answer: _____ runs were scored in all.

M Sonika bought a packet having 263 toffees. She distributed 248 toffees in her school on her birthday. How many toffees is she left with?

Total toffees =

Toffees distributed =

Toffees left =

$$\begin{array}{r} \text{H} \quad \text{T} \quad \text{O} \\ \\ - \\ \hline \\ \hline \end{array}$$






Answer: Sonika is left with _____ toffees.

Activities

Roll no 1 to 10 (Activity 1,2)

1. Draw a caterpillar on a chart Write any no. in form of missing no. with the help of buttons.
2. Paste or draw the pictures of any 5 fruits in ascending and descending order according to their size. (On a chart)

Roll no 11 to 20 (Activity 3,4)


3. Paste few bindies in scrap book now make pairs of even and odd numbers with black colour. like  .  . 
4. Make symbols of +, -, x, ÷ with the help of pencil or ice cream sticks.

Roll no 21 to 32 (Activity 5,6)

5. Write name of your 10 friends and give them roll no. using ordinal numbers in a scrap book. (Roll no. V-Raj)
 6. Make a beautiful chart on place value and face value.
- **** Learn and write tables 2 to 13 in holiday H.W note book.
- **** Complete Unit 1,2, and 3 in book.

Subject -EVS

Identify and names parts of the body correctly.



★ Colour the famous saying. Read it loudly.

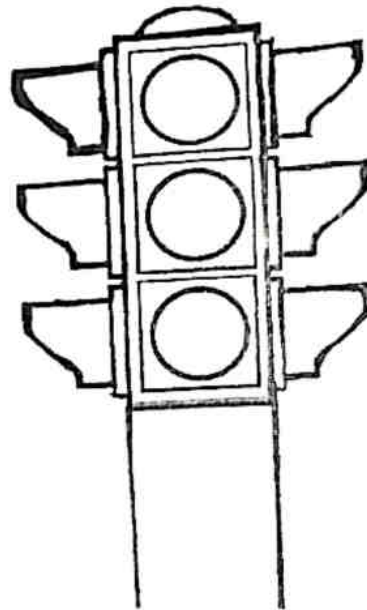
GOD COULD NOT BE EVERYWHERE
SO HE CREATED PARENTS.

★ Colour the picture and complete the boxes :-

Red light says

Yellow light says

Green light says



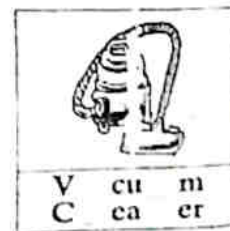
A. Complete the names of given clothes :



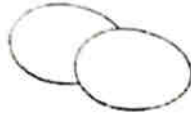

B. What is the name of the room where we do the following things in our house ?

1. A room where you eat food _____.
2. A room where you have a bath _____.
3. A room where you sleep _____.
4. A room where food is cooked _____.
5. A room where you entertain your guests _____.

C. Complete the name of given items we use to clean our homes :



Q



E. What do you call the following relatives?

1. father's mother
.....
2. mother's brother
.....
3. mother's sister
.....
4. father's younger brother
.....
5. father's sister
.....

F. Tick (✓) the activities for which we need water.



Activities

Roll no 1 to 10 (Activity 1,2)

1. Paste photo of your family members and make a family tree in scrap book.
2. Make a first aid box using shoe box.

Roll no 11 to 20 (Activity 3,4)

3. Make a first aid box using shoe box.
4. Paste or draw some internal parts of body in scrap book and write their functions.

Roll no 21 to 33 (Activity 5,6)

5. Make a first aid box using shoe box.
6. Make a slogan for yoga day and also past few yoga pictures on a chart.

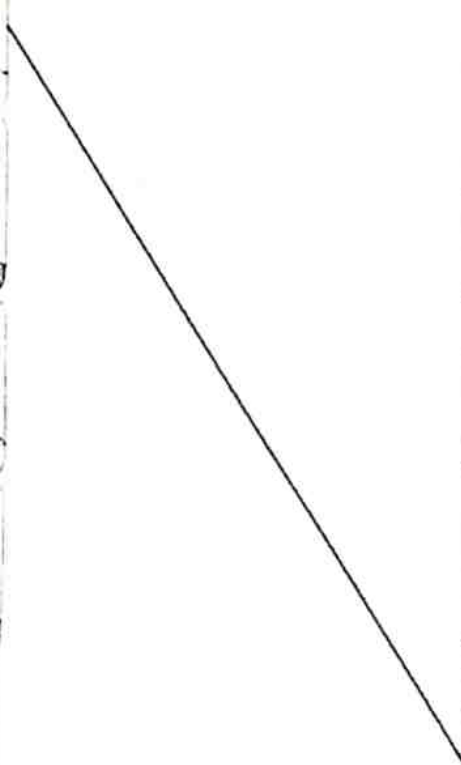


**** Learn and write short questions answers of lesson 3 to 5 in holiday H.W note book.

**** Learn all the work done in note book.

**** Learn exercise of Lesson 3 to 5.

ANIMAL FAMILIES

Ex. Here are some animal families. But the young ones have somehow got lost. Draw different-coloured lines leading the parents to their lost young ones:



WHO AM I ?

Ex. Choose your answers from the pictures given below :

- 1 I have 4 legs, but I cannot walk.
I have 2 arms, but I cannot work.
I have a back, but I cannot bend.

WHO AM I ? Answer : _____

- 2 I have 12 numbers on my face.
I have 2 hands, but no legs.
I show you the time.

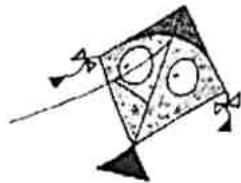
WHO AM I ? Answer : _____

- 3 I am made of wax.
I give you light.
The longer I stand,
The shorter I grow.

WHO AM I ? Answer : _____

- 4 I am made of paper, but I'm not a book.
I am shaped like a diamond, but I'm not hard.
I have a tail, but I'm not an animal.
I fly in the sky, but I am not a bird.

WHO AM I ? Answer : _____



Activities

* Make a Collage on fruits, vegetables and beverages which you get in during summer seasons. (Roll no 1-33)

* Learn lesson 1-10

Subject-Computer

* Learn & write the given worksheet.

A. Multiple choice questions.

1. _____ is used to withdraw money.
a) ATM b) Home c) Shop
2. A _____ cannot take decision on its own.
a) Man b) Computer c) None of these
3. Computer can store large amount of _____.
a) Money b) Information c) Water
4. Computer is a _____ machine.
a) Man- made b) Slow c) Lazy
5. _____ is used to transfer data from one computer to another.
a) Monitor b) Speakers c) Pendrive
6. CD stands for _____.
a) Coded Disc b) Compact Disc c) None of these
- 7) Which one of the following is used for storing data?
a) Printer b) CD c) Monitor
- 8) A _____ helps in playing games and drawing pictures.
a) Keyboard b) Monitor c) Mouse
- 9) _____ is a part of computer.
a) Monitor b) CPU c) Both a) and b)
- 10) At _____, we can prepare report cards and time table using computer.
a) School b) Office c) Hotel

B. Fill in the blanks-

1. You can play _____ using a computer
2. At airports and railway stations computer is used for _____
3. A computer works very _____

4. The _____ is used to take print outs.
5. There are many keys on a _____.
6. A monitor is also called as _____.
7. We can record our voice on computer with the help of _____.
8. A _____ is a man - made thing which makes our work easier.

C. True or False-

1. A computer gets tired after working for several hours.
2. Computers can store information.
3. Man cannot make mistakes.
4. A CD can store more data than a DVD.
5. All the parts of the computer are controlled by the CPU.
6. A printer shows the text on monitor.

D. Jumbled Words.

1. CRAOOTN (We can watch this type of movie on computer) _____
2. AMT (a computer helps in withdrawing money from) _____
3. GMAES (a computer is used for playing this) _____
4. BNAK (a computer is used to keep details of account in) _____

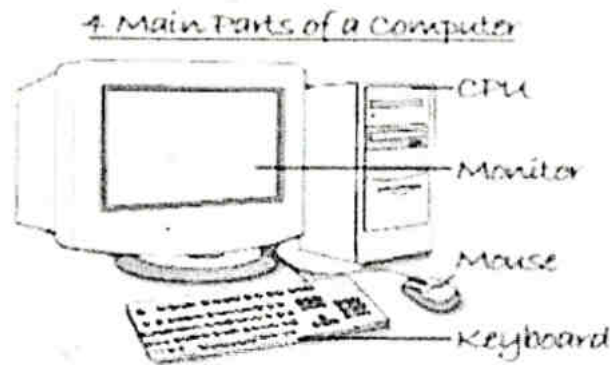
E. Answer the following.

1. Write any two features of a computer.
2. Why is computer used at home?
3. Write the use of computer in school.
4. Name the main parts of the computer.
5. Which part of the computer looks like a T V screen?
6. Write two uses of a computer mouse.

Instructions:- Do any two activities of your choice.

- ◆ Write some real life examples of IPO cycle on A4 size sheet.
- ◆ Paste parts of computer on a chart.
- ◆ Draw a picture of Mouse and label it.
- ◆ Paste pictures of Input devices on a A4 sheet.
- ◆ Paste pictures of Output devices on a A4 sheet.

Colour the picture of computer and learn the name of its parts.



Subject-Drawing

*** Do page no.13,21,23,27and 31

*** Do practice of Tree,Cherry flower

Subject- Abacus

For Old Students

Do page no. 13,19,21 & 22 in Book C by using Abacus Tool.

For New Students

Do page no. 25 to 28 in Book A by using Abacus Tool.

SYLLABUS OF JULY UT (2023-24)

CLASS-2nd

ENGLISH:- Reader- Lesson - 3 and 4 full(word meaning, rhyming words, frame sentence and Q/Ans)

Grammar:- Change the number, Noun, Picture composition (The Sun)

HINDI:- पाठ्य पुस्तक - पाठ -2, 3 (शब्द अर्थ, वाक्य बनाओ व प्रश्न उत्तर)

व्याकरण - वचन बदलो, संज्ञा, चित्र वर्णन (पेड़)

MATHS:-Unit 2,3 Number names(561-600), Expanded Form, Short Form,

Cardinal and Ordinal Numbers (1 To 20), Tables (11 to 14), Even and Odd Numbers,

Forming Numbers and Skip counting

EVS:- Lesson 3,4 and 5 full with exercise

GK:- Lesson - 6 to 10

COMPUTER:- Lesson- 1 and 2 full with exercise